



ST. JOSEPH'S TRAINING COLLEGE, MANNANAM

Report of Students' Satisfaction Survey-2022-24

St. Joseph's Training College has constantly enhanced students' academic growth in the teaching and learning process. Every year before the completion of the final semester examination feedback is taken to know the areas of improvement, which is implemented as and when required. A student satisfaction survey can help management and teachers identify areas of the curriculum, teaching methods, and resources that need improvement. The survey allows the students to provide feedback on academic and extra-curricular facilities, transportation, and the overall milieu of the college and it is used to assess their satisfaction, grievances, and appreciation of the institution's academic and non-academic services to the student community. Based on such feedback, the institution can re-orient its approaches to cater to the optimum benefits of the students within its command. The questionnaire is distributed amongst the final semester students to receive feedback from students who have spent the longest period in the college in comparison to other semesters and keeping in mind that they have developed a constructive relationship with the college and can provide a more seasoned insight of their experiences as a student of this institution.

The survey was done amongst the 2022-24 batch of students, there had been a total of 50 respondents, out of which 47 had filled out the questionnaire. A total of 23 questions were given to the students for feedback to cover the following areas:

- Infrastructure facilities
- Standard and quality of student support services
- Efficacy of communication
- ICT and Library Facilities
- Quality of teaching-learning resources
- Academic staff/Administrative staff performance
- To identify and address any gap to create an environment for the holistic growth of students of the institution.
- Overall students' satisfaction level

Methodology

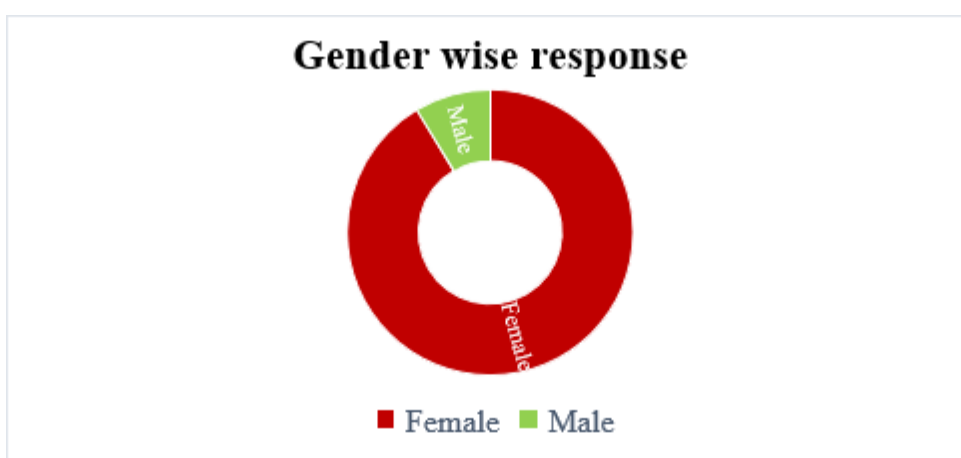
An Online questionnaire was distributed amongst the final semester students on 2nd May 2023. The survey questionnaires were collected from the students, and the Students' Satisfaction Survey Team tabulated the results. The findings of the survey were compiled into a report and submitted to the IQAC.

Analysis of the Students' Satisfaction Survey Questionnaire

1. Gender-wise response

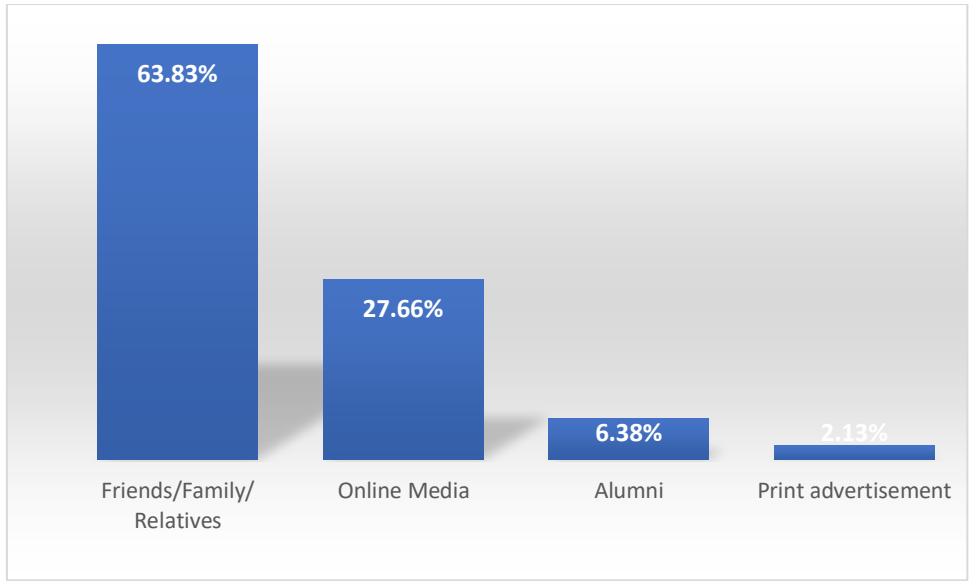
Female:91.49%

Male: 8.51%



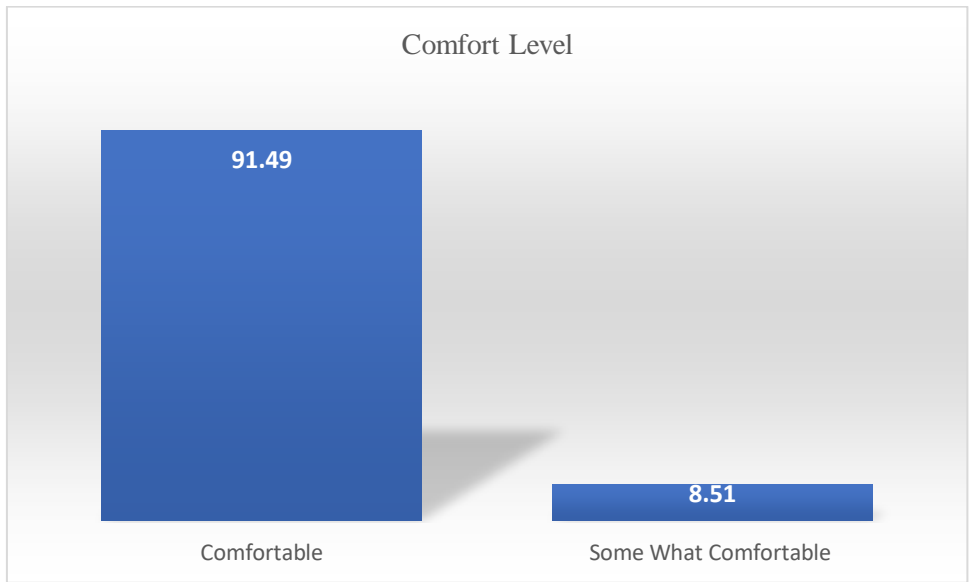
2. How did you know about this college?

Response	Count	Percentage
Friends/Family/ Relatives	30	63.83%
Online Media	13	27.66%
Alumni	3	6.38%
Print advertisement	1	2.13%




3. Did you feel comfortable all through the admission process?

Comfort Level	Percentage
Comfortable	91.49
Some What Comfortable	8.51



4. Which is your optional subject?

Optional Subject	Percentage
Physical Science	21.28
English	21.28
Natural Science	19.15
Mathematics	19.15
Social Science	19.15

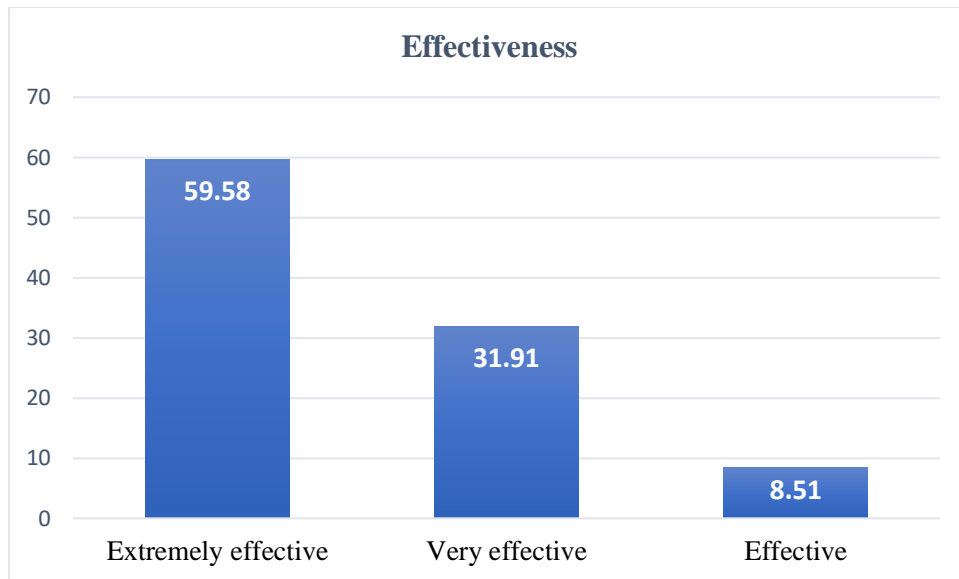


5. Was there an orientation programme at the beginning of the course?

Response	Percentage
yes	100
No	0

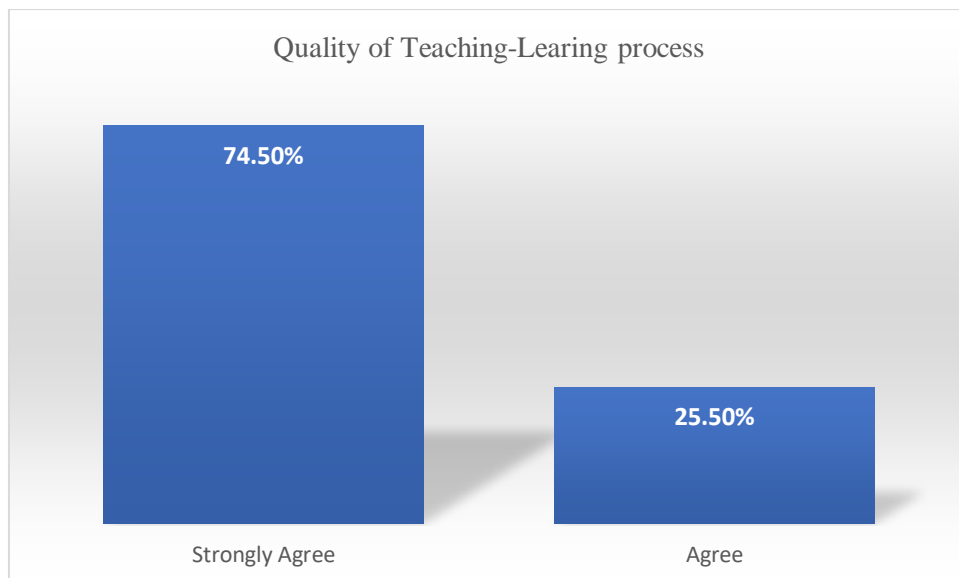
6. Was it effective in initiating you to the course and the institution?

Effectiveness	Percentage
Extremely effective	59.58%
Very effective	31.91%
Effective	8.51%



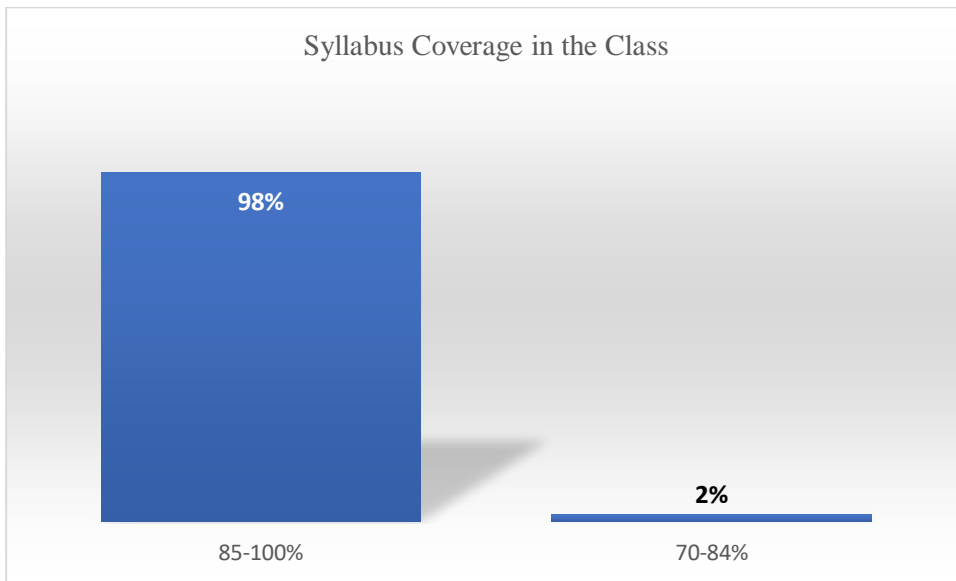
7. The overall quality of the teaching-learning process in the institution is excellent.

The quality of the Teaching-Learning Process is Excellent	Response Rate
Strongly Agree	74.50%
Agree	25.50%



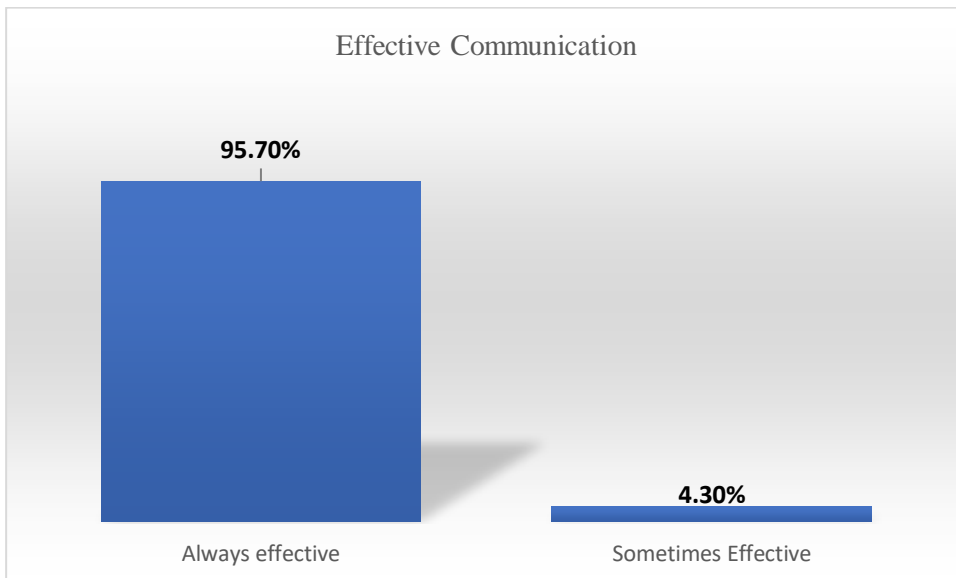
About 74.5% strongly agree and 25.5% agree that the overall quality is excellent, showing unanimous positive feedback.

8. How much of the syllabus was covered in the class?



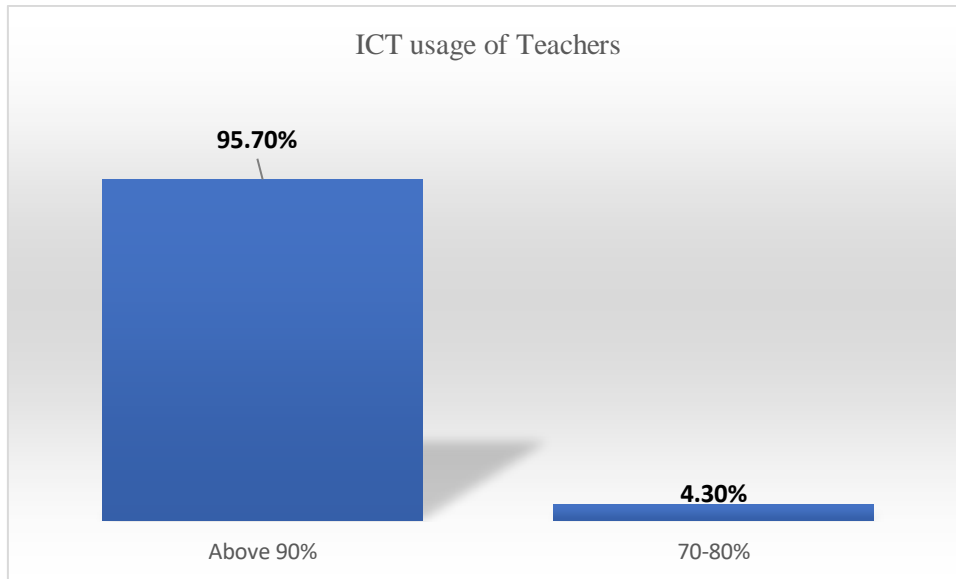
- Nearly 98% reported 85-100% syllabus coverage
- Only 2% reported 70-84% coverage

9. Were the teachers able to communicate with you most effectively?



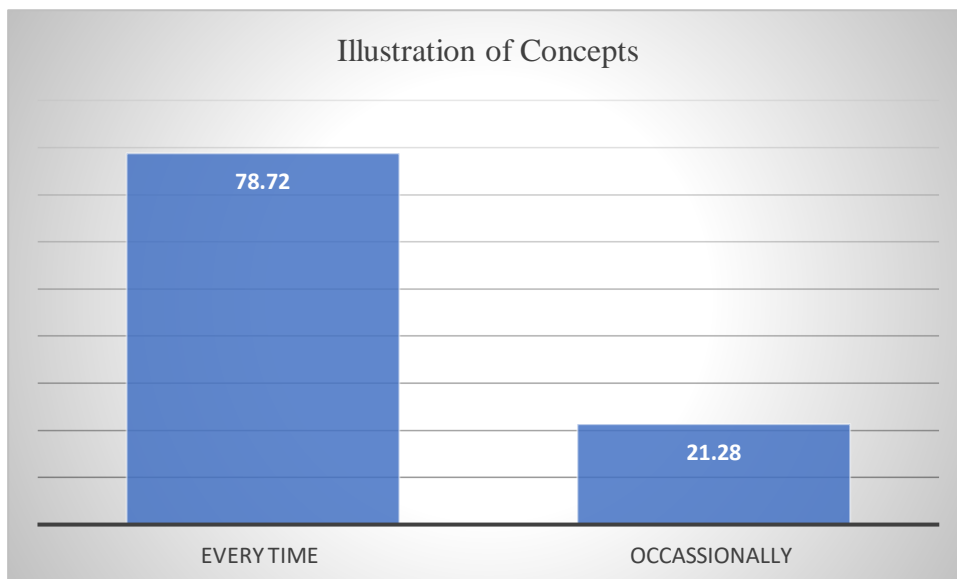
- 95.7% found teachers "Always effective" in communication
- Only 4.3% reported "Sometimes effective"

10. What percentage of teachers used ICT while teaching?



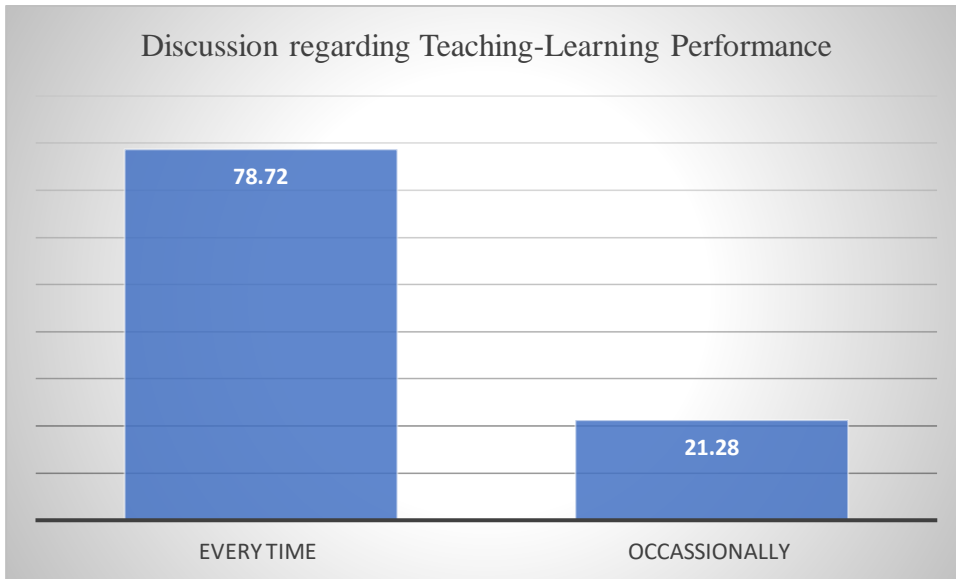
- 95.7% reported that above 90% of teachers used ICT
- 4.3% reported 70-89% ICT usage

11. Teachers illustrated the concepts through examples and applications.



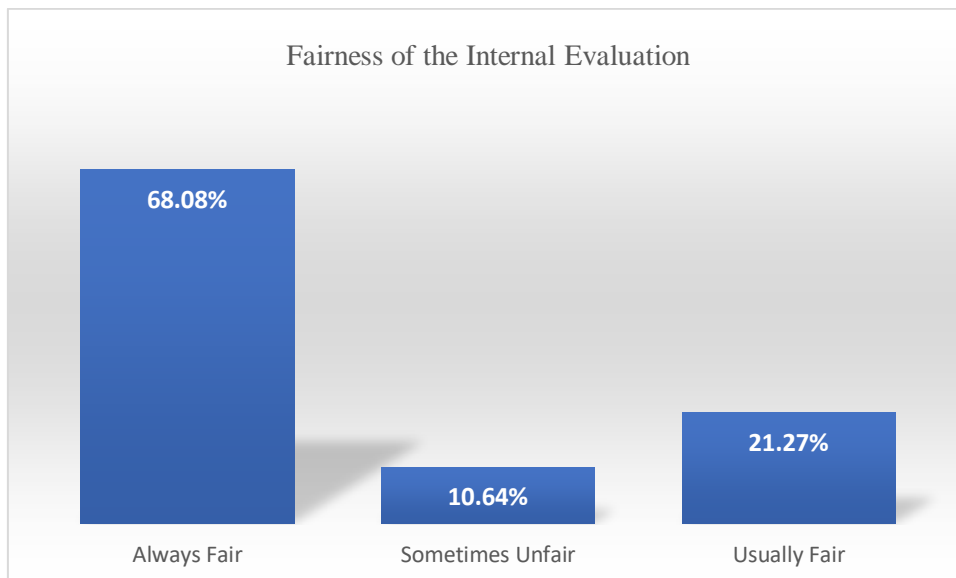
- 85.11% reported that most of the teachers illustrated the concepts with examples
- 14.83% of teachers illustrated the concepts with examples and applications occasionally.

12. Was your performance in teaching-learning discussed with you?



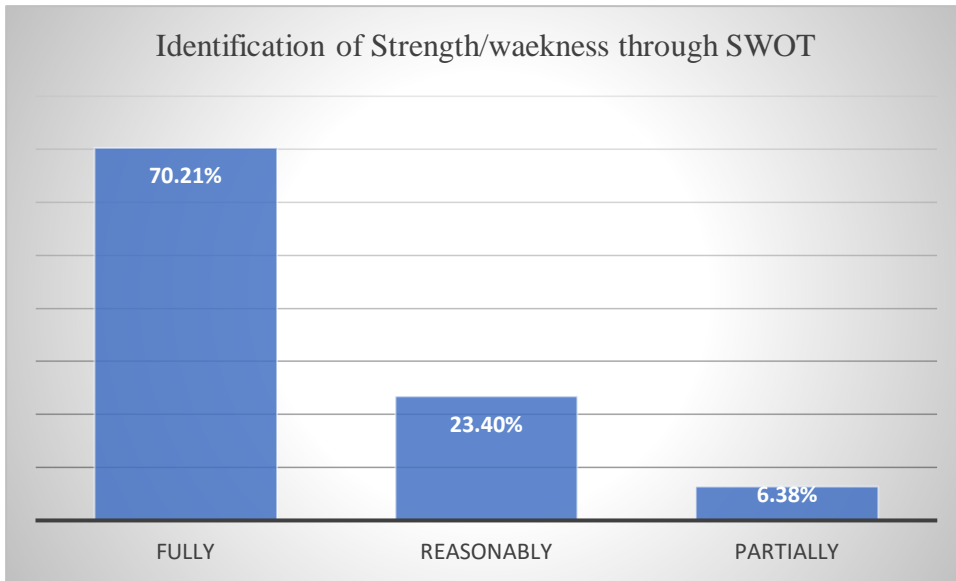
- 85.11% reported that performance in teaching-learning discussed with students
- 14.83% reported it happens occasionally

13. How would you rate the fairness of the internal evaluation process by teachers?



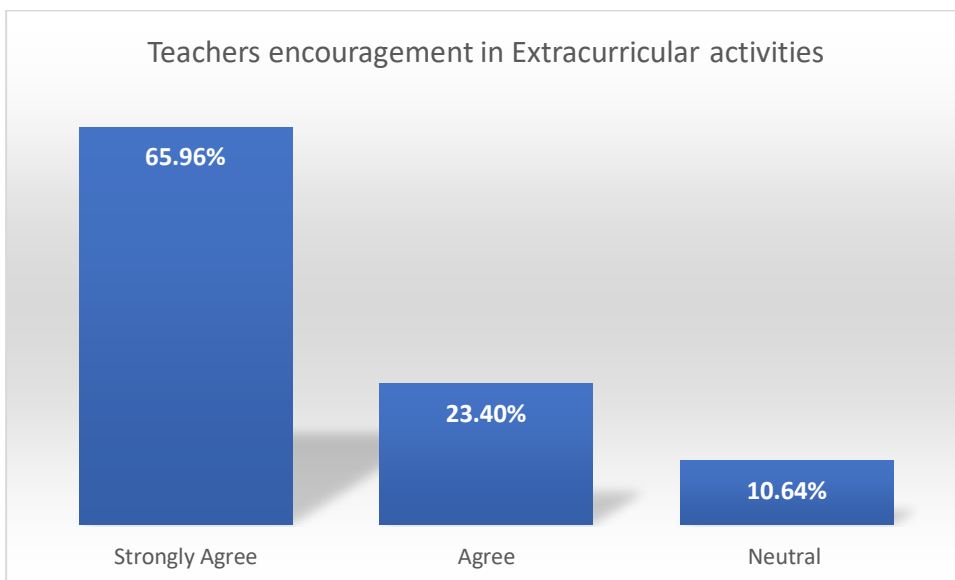
- 68.08% reported that internal evaluation is always fair
- 10.64% reported it is sometimes unfair
- 21.27% reported it happens usually unfair

14. Through SWOT analysis, Teachers identified your strengths/ weaknesses and encouraged you by providing the right teaching/ learning challenges.



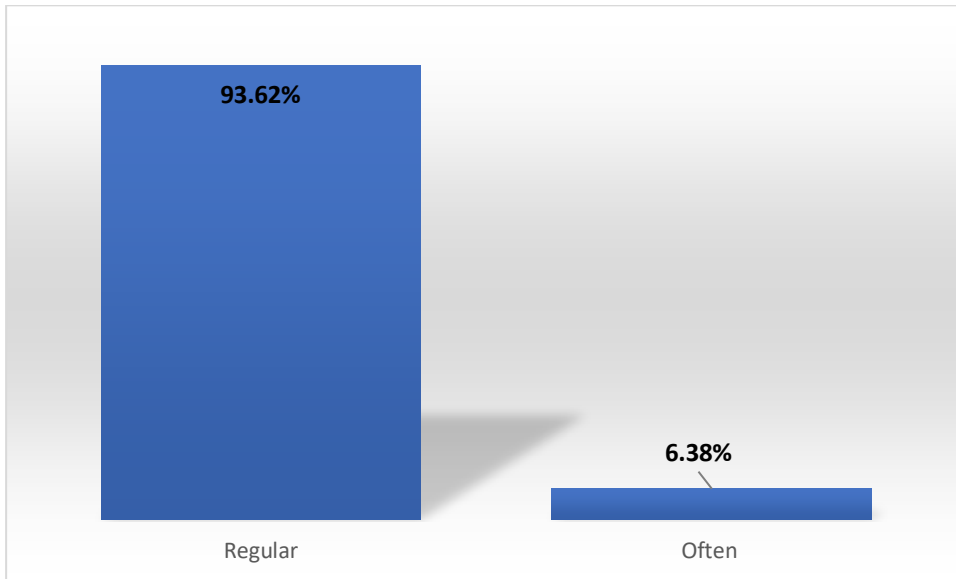
- 70.21% reported teachers “Fully” identified their strengths/weaknesses
- 23.4% said “Reasonably”
- Only 6.38% reported “Partially”

15. Teachers encouraged you to participate in extracurricular activities.



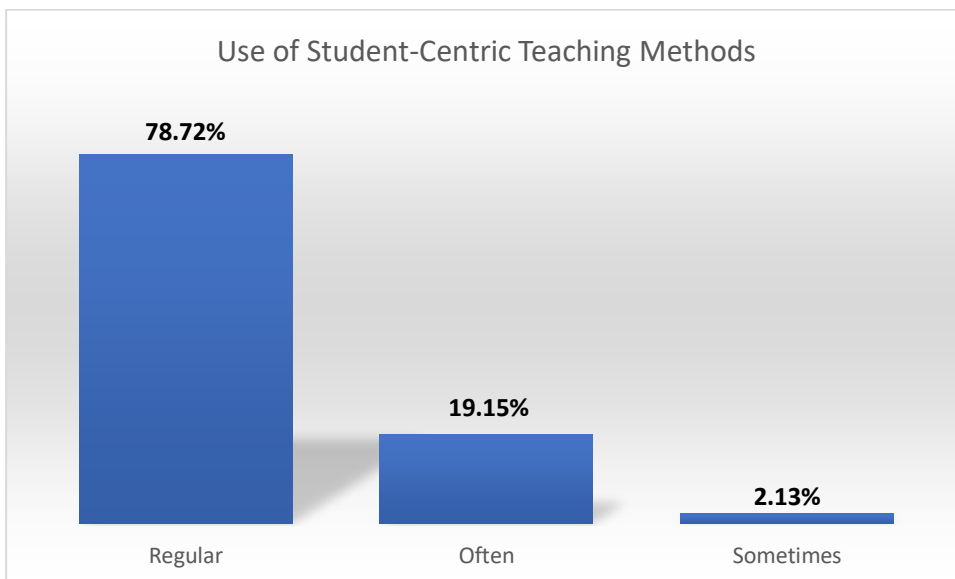
- 65.96% “Strongly agree” with teacher encouragement
- 23.4% “Agree”
- 10.64% remain “Neutral”

16. The institution took an active interest in providing opportunities for students in internship/ practice teaching, social extension activities, study tours, community living etc.



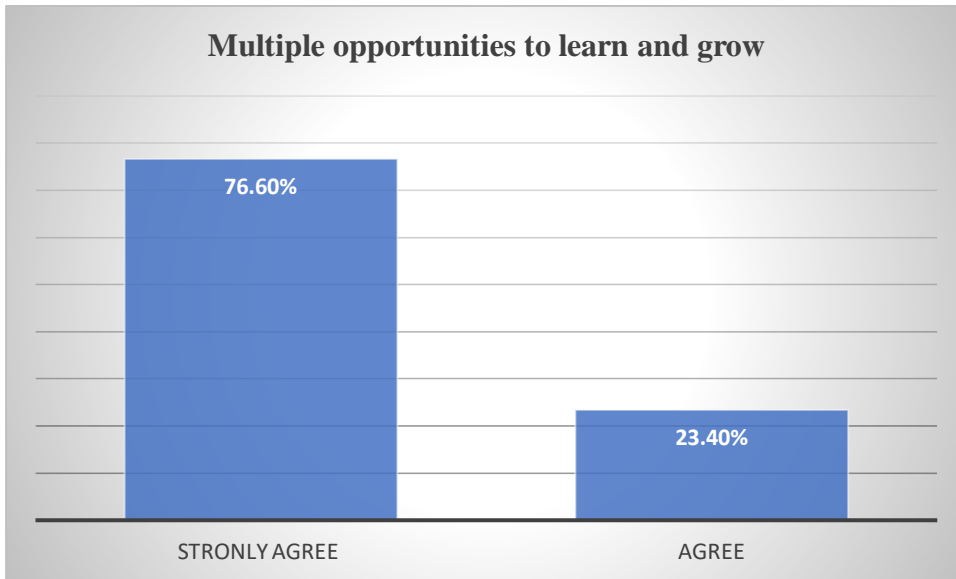
- Strong positive feedback with 93.62% reporting “Regular” opportunities
- 6.38% reported “Often”
- No negative responses

17. Teachers use student-centric teaching methods to enhance their learning experiences.



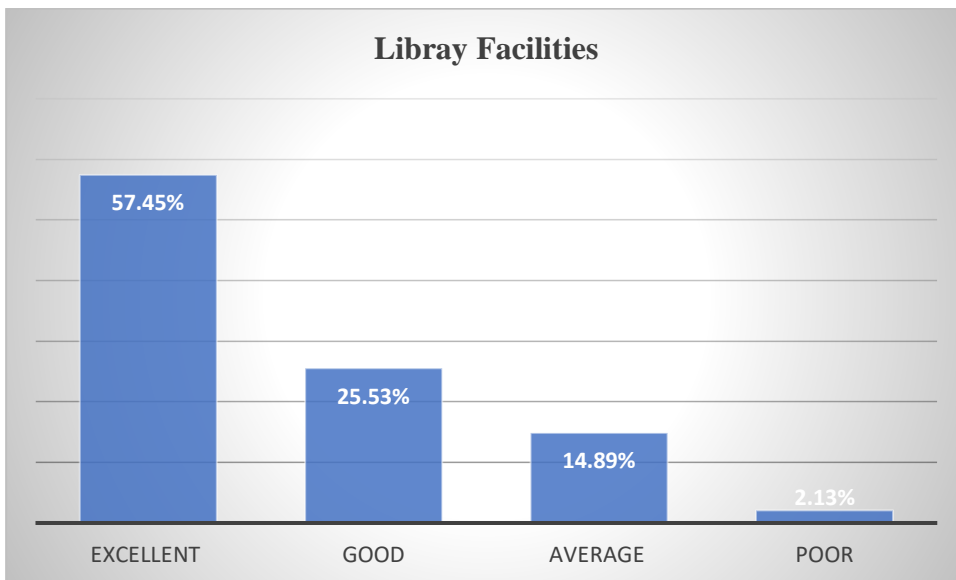
- 78.72% reported “Regular” use
- 19.15% reported “Often”
- Only 2.13% reported “Sometimes”

18. The institution provided you with multiple opportunities to learn and grow.



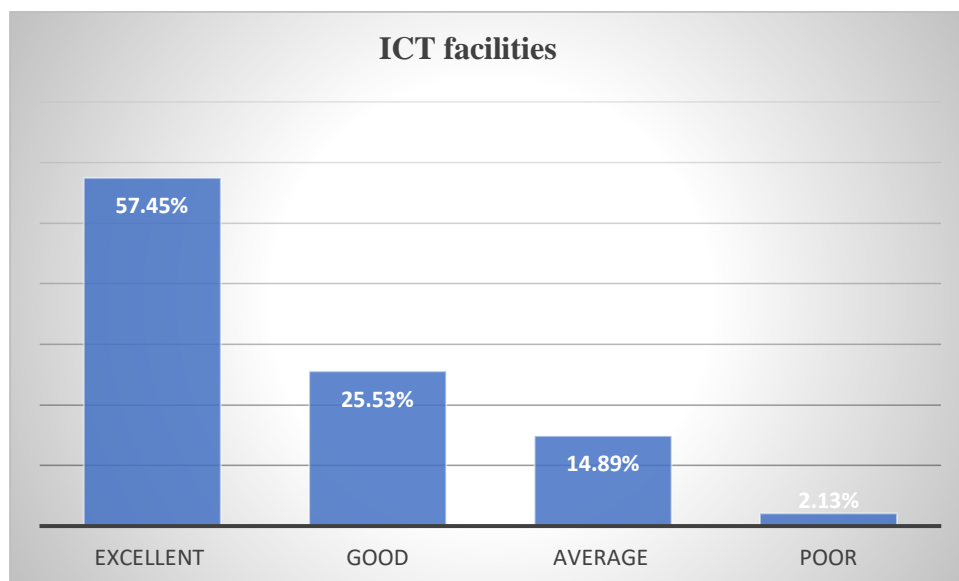
- 76.6% “Strongly agree” that the institution provided multiple opportunities
- 23.4% “Agree”
- No negative responses

19. How would you rate the library facilities?



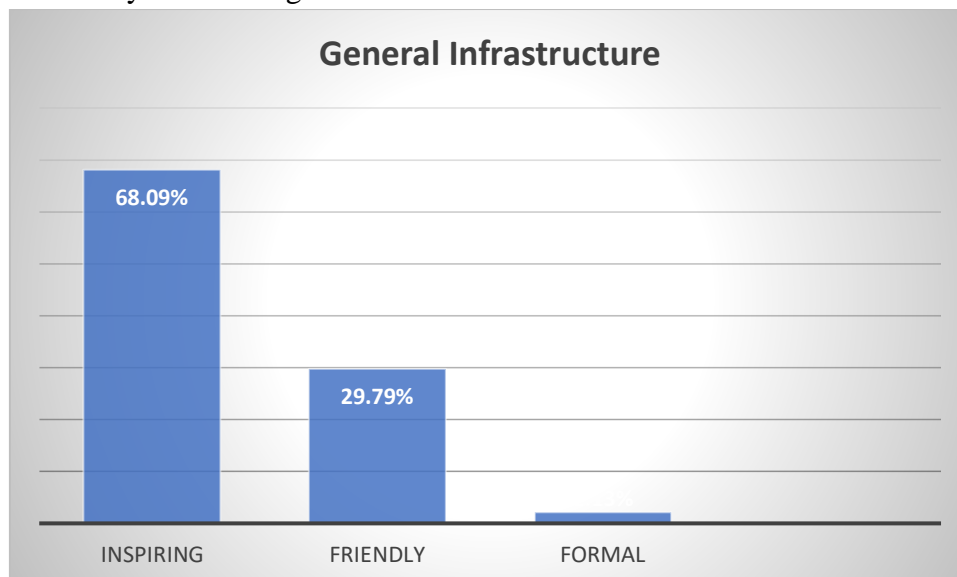
- 57.45% rate it as Excellent
- 25.53% rate it as Good
- 14.89% rate it as Average
- Only 2.13% rate it as Poor

20. How would you rate the ICT facilities offered in the college? (Internet, Computer labs, Projectors, etc.)



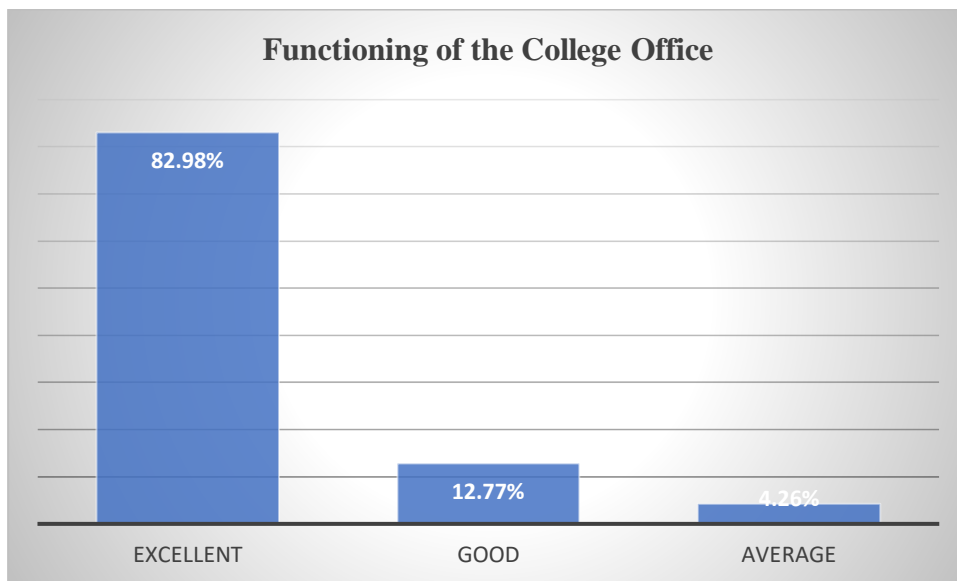
- 57.45% rate it as Excellent
- 36.17% rate it as Good
- 6.38% rate it as Average
- No poor ratings

21. How would you rate the general infrastructural facilities?



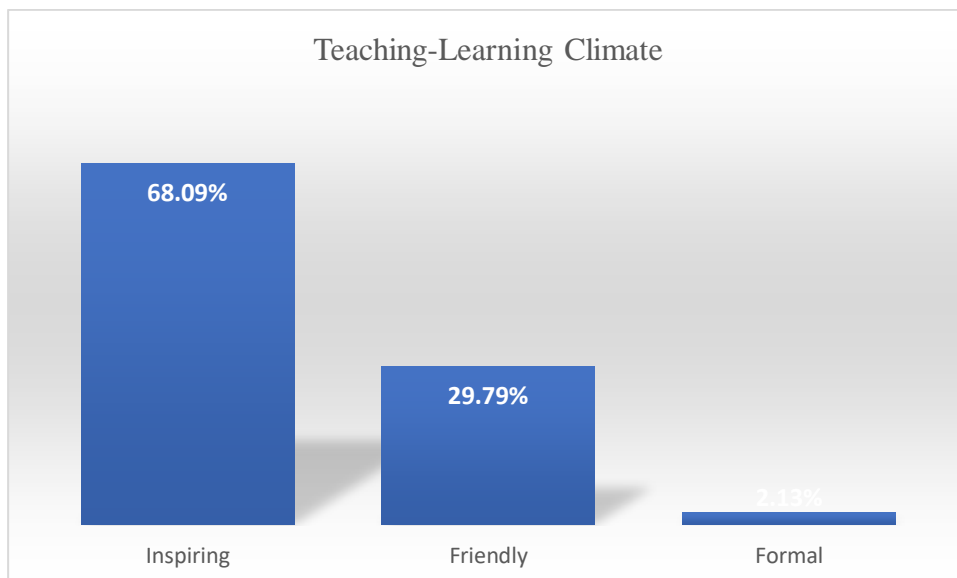
- 68.09% rate it as Excellent
- 29.79% rate it as Good
- Only 2.13% rate it as Average
- No poor ratings

22. How would you rate the functioning of the college office?



- Strong positive feedback with 82.98% rating it Excellent
- 12.77% rate it as Good
- Only 4.26% rate it as Average

23. How would you describe the general teaching-learning climate of the institution?



- 68.09% find it Inspiring
- 29.79% find it Friendly
- Only 2.13% find it Formal

Here's a consolidated and streamlined version students' overall suggestions:

The students suggested several measures to improve the institution. They emphasized the need for a well-structured schedule for assigning works, ensuring adequate time to complete tasks, and more consideration and appreciation for genuine and honest efforts. Improving computer facilities was a recurring suggestion, including regular maintenance of the computer lab, installation of specialized software relevant to courses, and making the lab fully functional. Additionally, students highlighted the need for training on using ICT tools effectively and incorporating ICT-supported classrooms, smart boards, and projectors in every classroom.

The library was another area of focus, with students requesting the addition of more books on optional subjects and better utilization of library resources. They also recommended creating micro-teaching classrooms for each optional subject. Enhancing the auditorium facilities, such as providing flat surfaces for writing, installing larger screens, and increasing visibility, was also suggested.

Extracurricular activities received significant attention, with students advocating for programs that encourage participation in co-curricular activities, life skills training, and opportunities to publish books or articles. Students also suggested incorporating active learning strategies, digital portfolios, and mentoring to strengthen student-teacher relationships. They requested more opportunities to communicate in English and interact with students from other states to improve their language and cultural exposure.

Regarding the teaching-learning process, students appreciated the institution's supportive atmosphere, excellent faculty, and individualized attention. However, they recommended advance notifications for assignments and practical work to reduce stress and enhance preparedness. Teachers were encouraged to provide individualized feedback, guide students in career planning, and introduce classroom management skills into the curriculum.

Lastly, students highlighted the importance of proper utilization of existing facilities, including the college theatre and gym, and suggested adopting new technologies to stay updated. They appreciated the institution's efforts and the friendly approach of the non-teaching staff, expressing satisfaction with their overall experience. These suggestions reflect a collaborative effort to enhance the learning environment while maintaining the institution's strengths.

Conclusion

The team in the analysis of the survey has found the responses of the students mostly satisfactory. The results of the survey show that the college has proven itself in meeting the needs of the students. However, some areas of concern have also surfaced in this survey. The college has considered the valuable suggestions put forward by the students and is trying to meet their needs. The efforts taken by the management towards mitigating the above are as follows:

- Conducted National Seminar On NEP
- Organised Outreach Programs
- Renovated Library
- Repaired Micro teaching Lab
- Provided timetable for assignment Scheduling
- Renovated Computer Lab
- Maintenance Gym facilities
- Conducted Inter Training Collegiate Athletic Meet



Benny
PRINCIPAL
St. Joseph's Training College
Mannanam, Kottayam
Kerala - 686 561