

**ST. JOSEPH'S TRAINING COLLEGE, MANNANAM**

**ANALYSIS OF STUDENT SATISFACTION SURVEY 2022-23**

**Admission and Orientation**

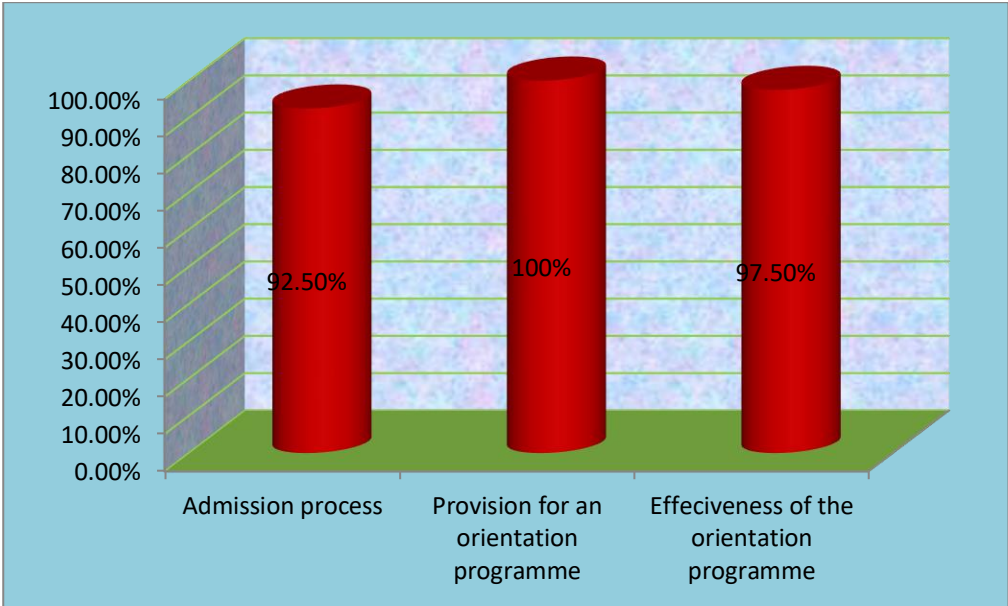


Figure 1: Percentage of student satisfaction with regard to admission and orientation provided

## Teaching learning process

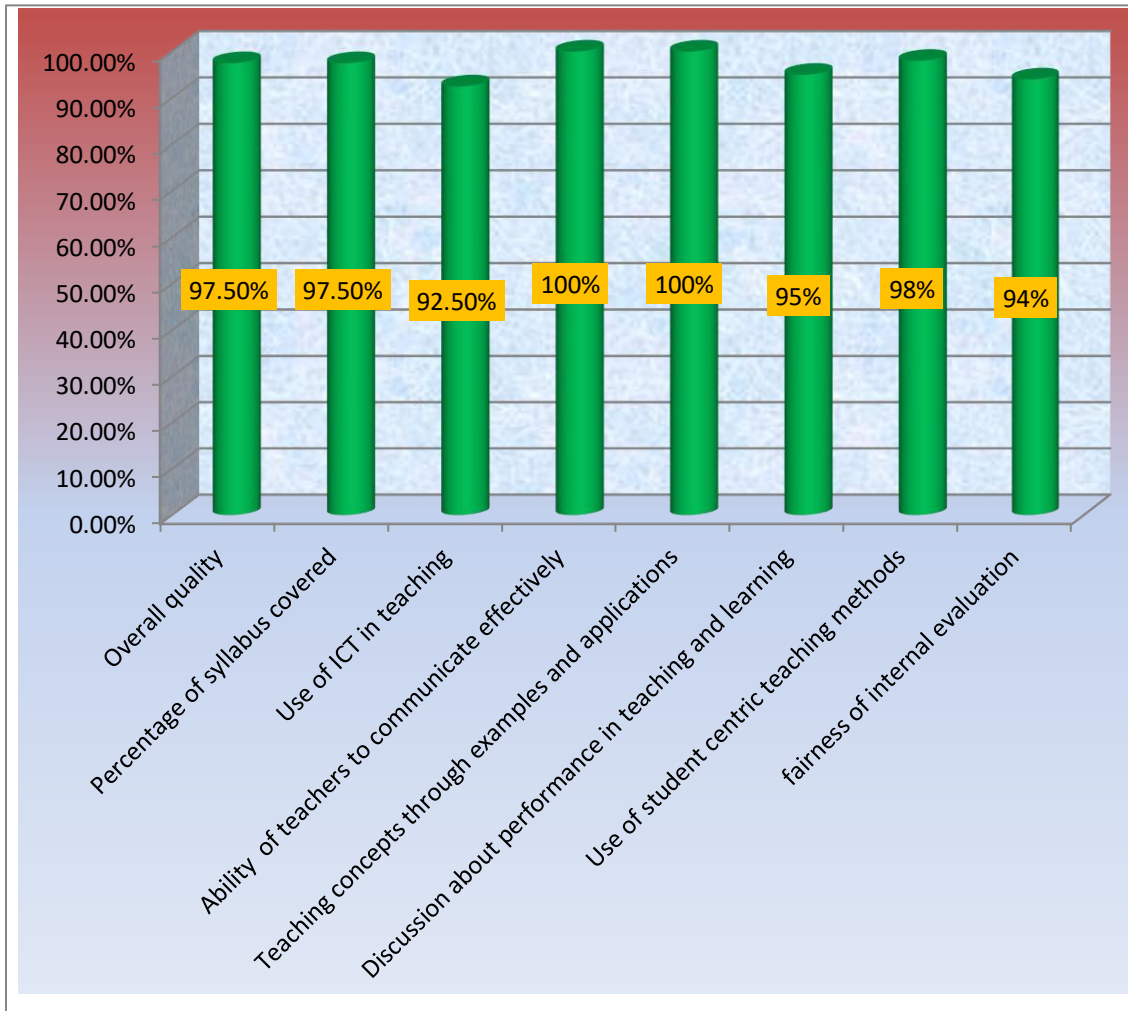


Figure 2: Percentage of student satisfaction with regard to teaching- learning process.

## Student Support

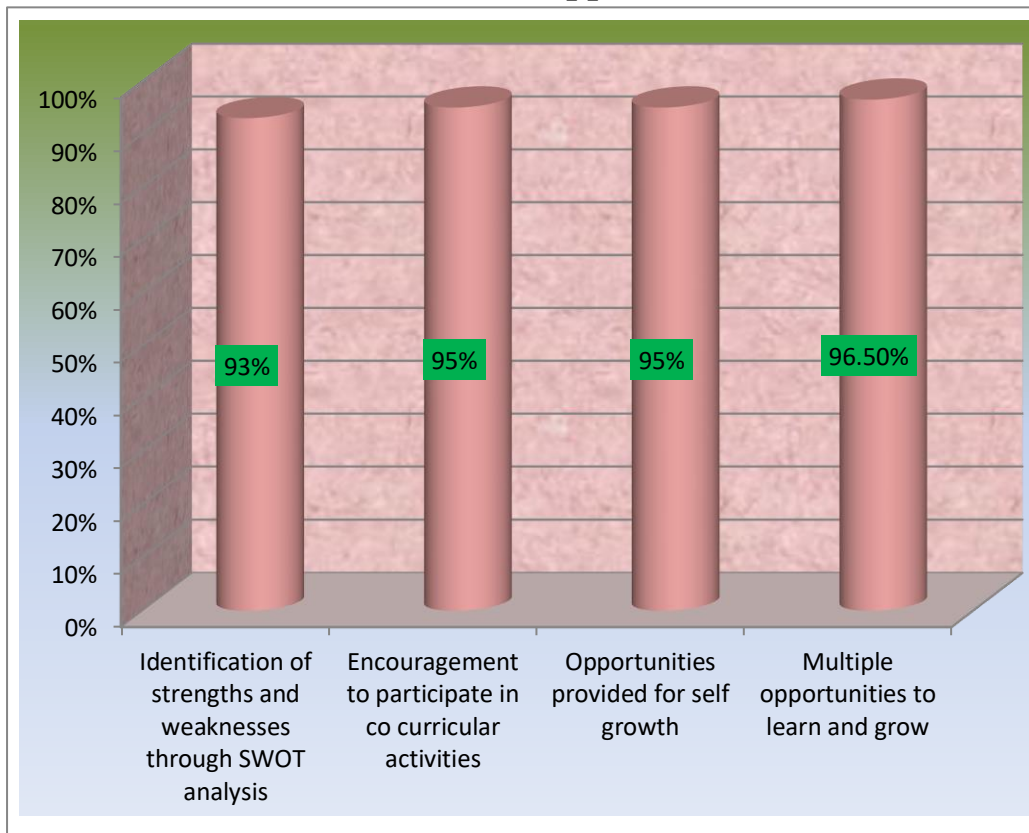


Figure 3: Percentage of student satisfaction with regard to student support

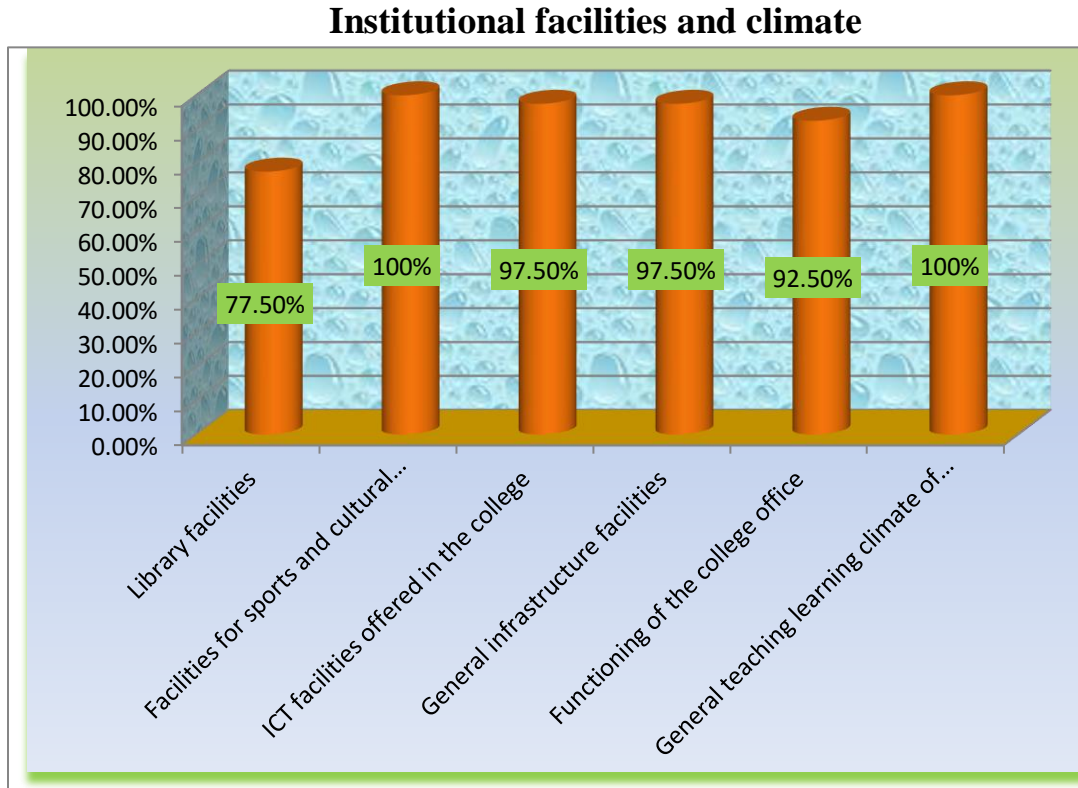


Figure 4: Percentage of student satisfaction with regard to institutional facilities and climate.

## Findings and Conclusions based on Students' Satisfaction Survey 2022-23.

In order to understand and analyse the satisfaction level of students with regard to the infrastructure facilities of the college, admission procedure, teaching learning activities and student support, feedback was collected from the students through google forms. The collected data was analysed for the purpose of taking remedial measures for improvement, if any. The analysis revealed the following points:

## **Admission and Orientation**

Most of the students (92.5%) were satisfied with the admission procedure, but due to centralized allotment process and its related complications some students are not so much satisfied.

- All students (100%) agreed the provision of orientation programme in the beginning of the academic year and the students were highly satisfied (97.5%) with the effectiveness of this orientation programme. Based on the suggestions from students the institution is making changes every year in the orientation programme and that is the reason for this high level of satisfaction. In the coming years also definitely we will consider the suggestions of students to make the orientation programme maximum effective.

## **Teaching learning process**

- Most of the students (97.5%) are highly satisfied with the overall quality of teaching learning process.
- Also they are of the opinion that syllabus was properly covered during the allotted time. Even if natural calamities like flood affected classes in between, we managed it through online classes.
- 92.5% students are of the opinion that ICT is properly using in teaching learning process. Definitely we will try to incorporate ICT in all our classes.
- Every students(100%) agree with the ability of teachers to communicate effectively. Also all of them(100%) agree the fact that teachers are teaching concepts through examples and applications.
- Most of students (95%) agreed the fact that their performance in teaching learning was properly discussed with them and they were highly satisfied with that.

- Almost all students (98%) agreed that teaching methods are student centric. In the previous year only a small group had a different opinion. We have considered their suggestions and made necessary modifications in teaching methods.
- Most of students (94%) are satisfied with the fairness of internal evaluation, but a small group is not that much happy with that. From this year onwards we are publishing the internal marks so that they can clarify their doubts and teachers can rectify the problems, if any. Definitely it will be taken into account and will take proper steps to ensure the transparency of internal evaluation.

### **Student Support**

- The analysis revealed that the strengths and weaknesses of the students were properly identified through SWOT analysis. More than 90percentage (93%) of the students were satisfied with the procedure of identifying their strengths and weaknesses. But still teachers have to be more keen and careful in the coming years in identifying the strengths and weaknesses of students.
- It is also revealed that students were highly encouraged to participate in co curricular activities (95%) and they were highly satisfied (95%) with the opportunities provided to them like social extension activities, practice teaching, community living camp and tour which helped for self growth.
- Also they are highly satisfied (96.5%) with the multiple opportunities to learn and grow provided to them by the college. But still there are provisions to add up more activities for the growth of students.

## **Institutional Facilities and Climate**

- The score of satisfaction(77.5%) about the library facilities reveals that students are not so satisfied with the library facilities provided in the college. The reason may be our librarian got retired from service during this academic year, which affected the services provided to the students in library.
- But students are highly satisfied (97.5%) with the ICT facilities offered in the college. The college offers free wi fi facilities to students and teachers and projectors and smart TVs are used for teaching learning process. An Edu theatre started functioning in the college which is a unique feature of our college and also they are fully satisfied(100%) with the facilities provided for sports and cultural activities.
- With regard to the functioning of the college office, students are highly satisfied (92.5%) and they are fully satisfied (100%) with the general teaching learning atmosphere of the college.